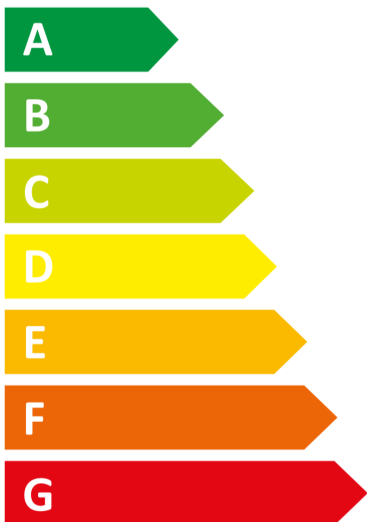





# ENERG

Miele

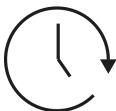
PWM 507 [EL DV]



**45 kWh** / 



**7,0 kg**



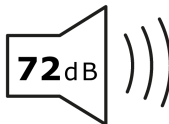
**3:19**



**37 L**



**A B C D E F G**



**A B C D**